

High Impact eAdvocacy

Activity: Adding a RSS Feed to a Dashboard

These training materials have been prepared by Aspiration

eAdvocacy/Social Media Capacity Building Program Supported by Consumer Protection Foundation and ZeroDivide Foundation

These materials are distributed under a Creative Commons license: Attribution-ShareAlike 2.5



What is Netvibes?

► Free Dashboarding Tool

► One of Many

- e.g. iGoogle, MyYahoo, Radian6

► Netvibes is a type of RSS Reader

- The feed will then automatically update anytime there's a new result

► It displays different RSS feeds in either



- Dashboard



- List



Netvibes: Getting Set Up



- ▶ Go to www.netvibes.com/signup
 - Pick a Username & Password
 - Give them your email
 - Confirm your email
- ▶ Bam! You have your own Dashboard
- ▶ Start with a clean slate
- ▶ Now to do something with it

Using Netvibes to Listen to Social Media

- ▶ Netvibes then serves as our our place to house social media search RSS feeds
 - They all live in the “Dashboard”, our RSS Reader
 - They automatically update any time a new search result for our keyword pops up
 - Netvibes becomes our ear to social media & the internet

Generating a Google Blog Search Feed

- ▶ Go to <http://blogsearch.google.com>
- ▶ Type your search terms, click "Search Blogs"
- ▶ The Search Results Page generates an RSS Feed
 - Feed link shows up at bottom of results page



Adding an RSS Feed to Netvibes

- ▶ Login to your Netvibes page
- ▶ Click "Add Content" in upper left
- ▶ Click "Add a Feed"
- ▶ Paste in RSS feed
- ▶ Click "Add Feed" button
- ▶ It then generates a widget for you
- ▶ Click the green "+" in the top corner of the widget
- ▶ Lather, Rinse, Repeat

Sign In

+ Add content

📡 Add a feed

Enter a feed address or website URL for autodetection



<http://blog.socialsourcecommons.org/?feed=rss2>

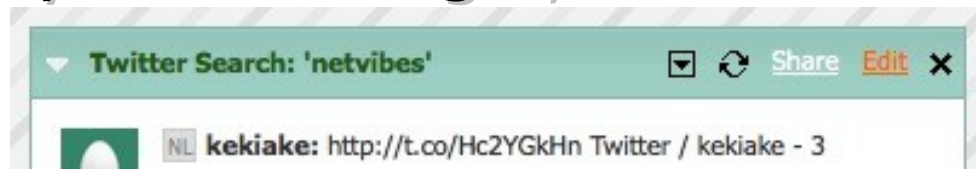

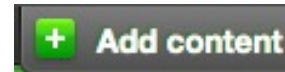


Add feed



Adding a Twitter Search Feed

- ▶ Log into your dashboard
- ▶ Click "Add Content"
- ▶ Search for "Twitter Search"
- ▶ Click the "+" to add the widget to the dashboard
- ▶ On the newly-added widget, click "Edit"



- ▶ Type in your desired search terms
- ▶ Click "OK" and the widget will start to populate

Using Netvibes to Listen via Google

- ▶ Who knows what a Google Alert is?
- ▶ What's the difference between Google Blog Search & a regular Google search?
- ▶ Google Alert
 - Asking google to notify you when a new page mentioning your search terms is published
 - Notification can be via email (default) or RSS
- ▶ Netvibes gives you a place to manage a collection of Google Alerts



Creating a Google Alert RSS Feed

- ▶ Login to google.com/alerts
- ▶ Click "Create an Alert"
- ▶ Input your search terms
- ▶ Alert can be delivered as an email alert or an RSS feed
 - RSS Feed creation requires login
- ▶ Choose Deliver to "Feed"
- ▶ Click "Create Alert"
- ▶ New Listing's RSS Icon is link to RSS Feed



End Of Section

- ▶ Questions?
- ▶ Comments?

Thank You!

These training materials have been prepared by Aspiration in partnership with Radical Designs

Funded by the ZeroDivide Foundation

These materials are distributed under a Creative Commons license: Attribution-ShareAlike 3.0

